

## Product datasheet

## Gjøco Bunnstoff Primer Grå



Gjøco Bunnstoff primer is an anticorrosive primer for use below the waterline on wooden, fiberglass, plastic and steel boats. Also adheres to Teflon-based antifouling. Used as a primer under Gjøco Selvpolerende bunnstoff. Not suitable for aluminum and against osmosis.

Revised 11.12.2024

Symbols






### Technical data

Type:	Anticorrosive primer				
Color:	Grey				
Flash point:	Approx: 26 °C				
Specific gravity:	1.23 kg/l				
Solid content:	Approx. 30 volum%				
Application method:	Brush, roller or high-pressure sprayer. Spraying is recommended by professionals.				
Thinner / cleaning agent:	Xylene. Thinner: 15-25 volume%				
Recommended spreading rate:	Approx. 10 m <sup>2</sup> /liter, (theoretical)				
Film Thickness:					
Wet:	100 micromete				
Dry:	30 micrometer				
Guide data low pressure sprayer:					
Paint pressure:	15-18 MPa				
Drying time (23 °C, 50 % R.H.):					
Dust dry:	Air temperature	5 °C	10 °C	20 °C	30 °C
	Surface dry	40 min	30 min	20 min	15 min
	Overpaintability, min	5 hours	4 hours	3 hours	2 hours
	Max*	7 days	7 days	7 days	5 days

Drying times depend on film thickness.  
Max\*: Maximum time before overcoating with Self-Polishing Antifouling.

### Pretreatment

In general before all treatment: The substrate must be dry and free of grease, oil, rust and loose old paint. Grease, oil and other contaminants are removed with Gjøco Kraftvask or another suitable cleaning agent. Rust is removed by sandblasting or brushing. Rinse thoroughly with clean fresh water.

<b>Directions for use</b>	<p>Boats with old antifouling: Scrape the surface with sandpaper. Remove dust and contamination carefully. Apply one coat of Gjøco Bunnstoff primer.</p> <p>Untreated fiberglass/plastic/steel/wooden boats: Scrape the surface with sandpaper. Remove dust and contamination carefully. Apply 3-4 coats of Gjøco Bunnstoff primer.</p> <p>Repaint with Gjøco Selvpolerende Bunnstoff. Primed boats that are left for more than 7 days before further treatment must be sanded before repainting.</p>
<b>Storage</b>	Close the lid tightly when storing paint to prevent spillage and drying. The paint must be transported and stored upright, dry and frost-free.
<b>Disposal of waste</b>	<p>Liquid paint and washing water must not be emptied into sewers or into nature, but must be delivered to an environmental station.</p> <div style="display: flex; justify-content: center; gap: 10px;">    </div>
<b>Other information</b>	<p>Stir well before use. Let the can stand for 10 minutes to avoid air bubbles. The product must be stored in accordance with national regulations.</p> <p>Package sizes: 0.75 liters.</p>
<b>Safety</b>	See separate safety data sheet. Read the information on the packaging.

The information on this data sheet is based on laboratory tests and practical experience. Our products are considered semi-finished products and as the conditions under which the products are used are often beyond our control, we cannot guarantee anything other than the product's quality. The products are delivered in accordance with our general terms and conditions for sales, delivery and service, unless otherwise agreed in writing. We reserve the right to make minor product changes and to change the specified data without prior notice. This data sheet replaces previous editions.

**Contact information**      **Gjøco AS**  
 Ørvegen 1160, 6639 Torvikbukt  
 Telephone: +47 712 91 700  
 E-mail: office@gjoco.no

